

Technical Datasheet

KNX MultiController TWIN

Art.no.: 5430x



KNX MultiController TWIN

- 16 EVGs and 4 DALI groups / broadcast / DT8 TW
- 2 thermo relay outputs 230V/10W
- 2 mechanical multifunctional outputs 230V/16A (Only 54302)
- 4 binary inputs
- One local extension bus TWIN (24V/40mA)
 - Up to two presence detector Intra-Sewi TWIN
 - One local userpanel Cala TWIN
- 4 channel presence sensors
- Constant light controller
- PI-controller temperature, humidity and CO2
- Threshold value for brightness, temperature, humidity and CO2
- 4 MP-bus addresses with internally 24V/10W
- Comparator logic (4/5)
- AND/OR logic (8/8)
- Computer logic (8)
- Scene logic (16/16)
- HCL controller logic (8)



54302

KNX MultiController TWIN is smart, compact and installation friendly, fitted with WAGO Winsta plugs. With an installation height of only 40 mm, the KNX MultiController is perfect for mounting in ceiling and for below-floor installations. Easy access to front panel for manual operation and testing.

Application program featuring complete thermostat controller for heating and cooling, KNX-DALI gateway with groups and tunable white function, MP-bus gateway for 4 addresses, multifunction relay outputs with logic, timer and PWM, potential free binary inputs for manual operation of lighting or shutters/blinds. Terminals for local sensors make it possible to combine KNX MultiController with sensor to get 4-channel movement control, brightness sensing and constant lighting control functionality.

Temperature sensing and manual operation is possible through the Cala TWIN userpanel 55x55. Temperature sensing is also possible through 66121 and 66131.

KNX MultiController TWIN

- 54300 KNX MultiController TWIN Basic, Wago
- 54302 KNX MultiController TWIN 2x 16A relay, Wago

Extension for KNX MultiController TWIN


- 66111 Intra-Sewi TWIN L-Pr, ceiling movement/lux, white
- 66121 Intra-Sewi TWIN TH-L-Pr, ceiling movement/lux/temp/humidity, white
- 66131 TWIN T-L-Pr-UP Touch, wall movement/lux/temp/buttons, white



66111 / 66121

- 66211 Cala TWIN MultiTouch T, Light
- 66221 Cala TWIN MultiTouch T, Light/Blind
- 66231 Cala TWIN MultiTouch T, Light/Scenes

- 66331 Cala Touch TWIN T, display/temp, white
- 66351 Cala Touch TWIN AQS/TH, display/temp/humidity/CO2, white



66331 / 66351

Accessories

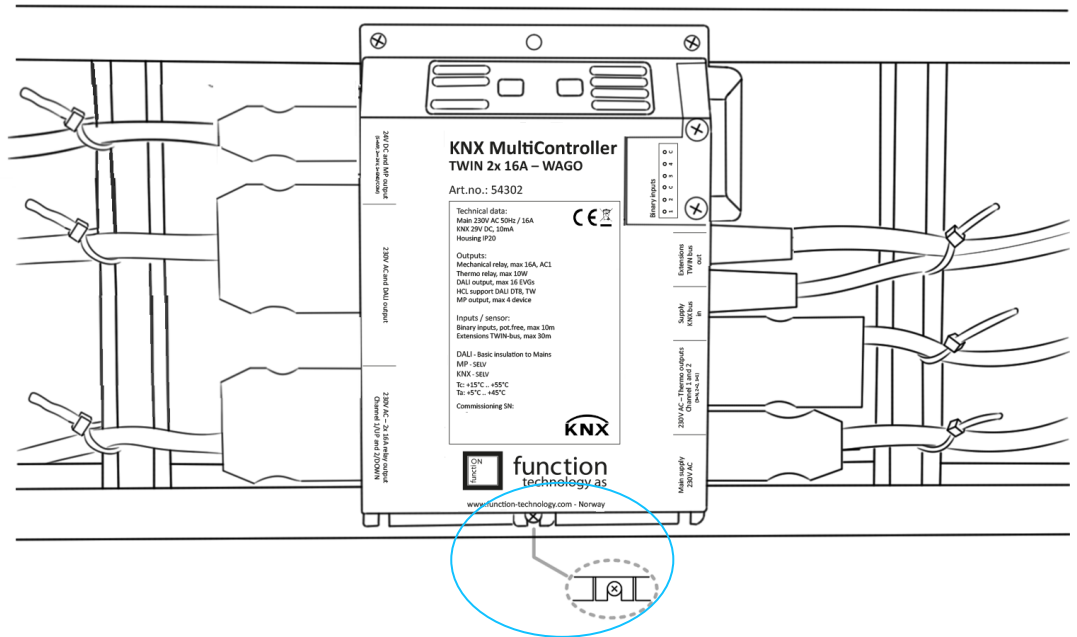
- 54912 Wago plug kit for KNX MultiController TWIN

Installation

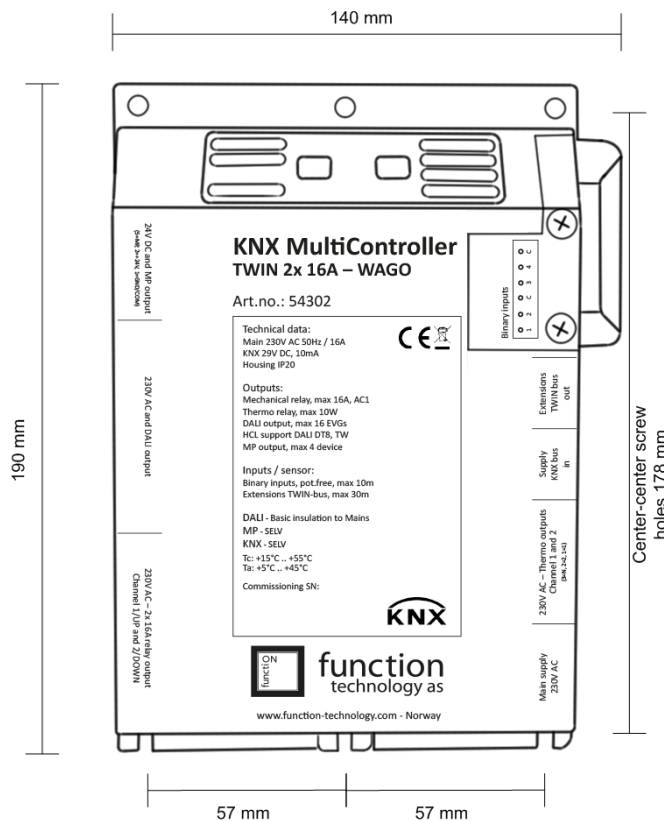


Always mount a screw at the centre screw hole in the back to lock the KNX MultiController securely (see figure below)

Make sure the cables are not weighing down on the connectors, but mounted securely to the cable tray or mounting bracket with cable strips.



Dimensions



Sockets and Plugs

Main supply 230V AC

WINSTA® 770-203/035-000, black (3-Pole)
Socket, with strain relief housing for one cable

Supply KNX bus

WINSTA® 893-1002, green (2-Pole)
Socket with strain relief housing for one cable

Extensions TWIN bus

WINSTA® 893-1032, light gray (2-Pole)
Plug with strain relief housing for one cable

230V AC - Thermo outputs

WINSTA® 770-253, Grey (3-Pole)
Plug without strain relief housing
+ WINSTA® 770-503/023-000, Black
Strain relief housing for two cables

230V AC - 2x 16A relay outputs

WINSTA® 770-114, black (4-Pole)
Plug with strain relief housing for two cables

230V AC and DALI output

WINSTA® 770-1115/022-000, blue (5-Pole)
Plug with strain relief housing for two cables

24V DC and MP output

WINSTA® 890-293/081-000, pink (3-Pole)
Plug without strain relief housing
+ WINSTA® 890-503, black
Strain relief housing for one cable

Technical data

		KNX MultiController	
		54300	54302
Power	• Operating voltage, Main	230V AC 50Hz	
	• Operating voltage, KNX	21...30 V DC	
	• Power consumption, KNX	10mA	
Output relay mechanical	• Number of potential free contacts	–	–
	• Number of 230V outputs	–	2
	• Un rated voltage	–	–
	• In rated current	–	16A
	• DALI output	Broadcast / 4 Groups	
	• Numbers of EVGs	16	
	• Power loss at max. load	6W	
Mechanical relay switching power	• Max. inrush current I _p	–	492A/1,5ms
	• AC3 operation (cosφ=0.45) EN 60 947-4 -1	–	5A
	• AC1 operation (cosφ=0.80) EN 60 947-4 -1	–	16A
	• DC current switching capacity (Ohmic load)	–	
	• Mechanical endurance	–	100.000
Inputs	• Number of inputs	4	
	• Polling voltage U _n	24V	
	• Sensing current I _n	1mA	
	• Permitted cable lengths	10 m	
Connections	• KNX	WAGO Winsta KNX	
	• Load current circuits	WAGO Winsta MIDI	
	• Inputs	Via connection terminal with screws	
	• Wiring	0.5-1.5 mm ²	
	• Connection of local sensor	Wago 893	
Operating and display elements	• Through control panel in front		
Housing	• PC + ABS (antimony-, chlorine- and bromine-free flame retardant)		
KNX voltage	• SELV 29V DC (safety extra low voltage)		
MP voltage	• SELV 24V DC (safety extra low voltage)		
TWIN voltage	• SELV 24V DC (safety extra low voltage)		
DALI voltage	• ELV 16V DC (extra low voltage)	X	
Temperature range	• Operation	+5 °C ... +45 °C	
	• Storage	-25 °C ... +65 °C	
	• Transport	-25 °C ... +65 °C	
Design	• Dimensions (H x W x D)	40.0 x 130.5 x 190.0 mm	
Approvals	• EIB / KNX EN 50 090-2-2	Certification	
CE mark	• In accordance with the EMC guideline and low voltage guideline		

Producer:

function Technology AS
Norway

www.function-technology.com

Distributor: