

MDT Switch Actuator 1/2-fold, flush mounted

Version		
AKK-01UP.03	Switch Actuator 1-fold	Flush mounted, 230VAC, 16A
AKK-02UP.03	Switch Actuator 2-fold	Flush mounted, 230VAC, 10A


The MDT Switch Actuator AKK receives KNX/EIB telegrams and switches up to 2 independent electrical loads . Each output uses relay (AKK-01UP.03: bistable relays, AKK-02UP.03: monostable relays). The outputs are parameterized individually via ETS. The device provides extensive functions like logical operation, status response, block functions, central function, delay functions and staircase lighting function. Additionally the device provides several time and scene control.

If the mains voltage fails, all outputs were switched off. After mains voltage recovery the relay position will be restored. After bus voltage recovery the relay position is selected in dependence on the parameterization.


The MDT Switch Actuator AKK is available as flush mounted installation device for fixed installation in dry rooms.

For project design and commissioning of the MDT Switch Actuator AKK it is recommended to use the ETS. Please download the application software at www.mdt.de/downloads.html

AKK-01UP.03



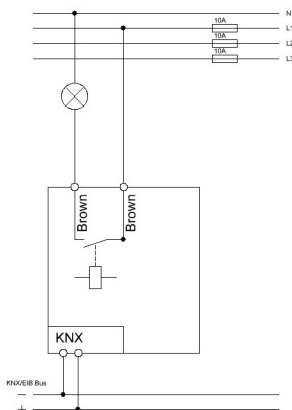
AKK-02UP.03



- Production in Germany, certified according to ISO 9001
- **Function extension**
- NO and NC contact operation
- Time functions (switch-on/switch-off delay)
- Extensive staircase light and impulse functions
- Status response (active/passive) for each channel
- Logical linking of binary data
- Extended scene functions for each channel
- Central switching functions and block functions
- Adjustable behavior in case of bus voltage failure (AKK-01UP.01 only)
- Adjustable behavior in case of bus voltage return
- Flush mounted in socket
- Dimensions (W x H x D): 41mm x 41mm x 22mm
- Quick application download (long frame support for ETS5)
- Integrated bus coupling unit
- 3 years warranty

Technical Data	AKK-01UP.03	AKK-02UP.03	
Number of outputs	1	2	
Output switching ratings			
Ohmic load	16A	10A	
Capacitive load	70uF	14uF at 10A	
Voltage	230VAC	230VAC	
Maximum inrush current	300A/150µs 150A/600µs	150A/150µs 50/600µs	
Maximum load			
Incandescent lamps	2000W	1500W	
Halogen lamps 230V	2000W	1200W	
Halogen lamps, electronic transformer	1200W	500W	
Fluorescent lamps, not compensated	1800W	500W	
Fluorescent lamps, parallel comp.	800W	120W	
Max. number of electronic transformers	10	2	
Output life expectancy (mechanical)	1.000.000	1.000.000	
Fuse protection	16A	10A	
Specification KNX interface	TP-256 with long frame support for ETS5		
Available application software	ETS 4/5	ETS 4/5	
Permitted wire gauge			
KNX busconnection terminal	0,8mm Ø, solid core	0,8mm Ø, solid core	
Power supply	KNX bus	KNX bus	
Power consumption KNX bus typ.	<0,3W	<0,3W	
Operation temperature range	0 to + 45°C	0 to + 45°C	
Enclosure	IP 20	IP 20	
Dimensions (W x H x D)	41mm x 41mm x 22mm	41mm x 41mm x 22mm	

Exemplary circuit diagram AKK-01UP.03



Exemplary circuit diagram AKK-02UP.03

